



FRENCH MANUFACTURER
SINCE 1964



INVEST IN THE FUTURE



Chargers, Boosters & Starters

Catalogue Chargeurs • Batterieservicegeräte-Katalog • Catálogo de Cargadores

2016 B

www.gys.fr

CHARGERS • BOOSTERS • STARTERS • TESTERS • JUMPER CABLES • ACCESSORIES



A family firm since 1964
 Une société familiale depuis 1964
 Familienunternehmen seit 1964

9
 Companies
 Sociétés
 Gesellschaften

500+
 Employees
 Employés
 Mitarbeiter

110+
 Export markets
 Pays distributeurs
 Länder

www.gys.fr



3 catalogues
 3 catalogues
 3 Kataloge



Welding & cutting
 Soudure & coupage
 Schweißtechnik



Chargers, boosters & starters
 Chargeurs, démarreurs
 Batterieservicegeräte



Carbody repair
 Réparation carrosserie automobile
 Karrosseriereparatur-Systeme

An international presence
 Une présence mondiale
 Internationale Präsenz




FR Présent dans plus de 100 pays, GYS s'appuie sur son siège social en France et sur ses 5 filiales pour étendre chaque jour son rayonnement sur le monde. Portés par une équipe dynamique et une stratégie de croissance ambitieuse, nous avons pour objectif de consolider la richesse de nos collaborations internationales et conquérir en permanence de nouveaux territoires.

EN Present in over 100 countries, GYS have their head office in France and its five subsidiaries to expand its international influence. Carried by a dynamic team and an ambitious development strategy, we aim to reinforce our international collaborations and constantly conquer new territories.

DE Täglich verlassen über 1000 GYS Geräte, Maschinen und Zubehör das Werk in Laval, um in mehr als 100 Ländern zuverlässig zu funktionieren. Täglich stehen wir mit unseren Handelspartnern in allen Teilen der Welt in engem Kontakt. Mit unseren 5 Niederlassungen sind wir ganz nahe bei unseren Kunden. Und wir arbeiten weiter am Ausbau unserer internationalen Präsenz.

An innovative group
 Un groupe innovant
 Innovative Unternehmensgruppe



Awards

Prestigious partners
 Des partenaires prestigieux
 Renommierter Partner



Certifications

A high tech R&D department

Un centre R&D de pointe • Hochmodern F&E Zentrum

FR Regroupant plus de 40 experts dans de multiples spécialités (électronique, mécanique, etc.), le département R&D est porteur de l'innovation permanente de produits de haute technicité. En 2014, GYS consacre un investissement important dans l'ouverture d'un nouveau centre d'études pour permettre à nos chercheurs d'élaborer et concevoir des systèmes novateurs à l'aide d'outils de pointe. Les compétences de nos ingénieurs conjuguées à une bonne écoute client permettent de proposer en permanence de nouveaux produits répondant aux besoins de nos utilisateurs.

EN With over 40 expert engineers in multiple specialties (electronic, mechanical, etc.), the R&D department delivers continuous innovation for high tech products. In 2014, GYS established an important investment by opening a new research centre to provide the best resources for our researchers to continue to develop innovative solutions and improvements. By listening to our customers and combining this information with our engineers' expertise, GYS are able to constantly offer new products to meet user demands.

DE Wir beschäftigen in unserer F+E Abteilung mehr als 40 Ingenieure. Die Nähe zu unseren Kunden und das Verständnis für deren Aufgabenstellung bildet die Grundlage für die innovative Weiterentwicklung

unseres Produktportfolios. Im Sommer 2014 bezogen wir das neue GYS F+E Center, das wir mit der neuesten Messtechnik und hochmodernen Laboratorien ausstatteten. Wir analysieren z.B. mit Highspeed-Kameratechnik Schweißverhalten und reproduzieren in einer Klimakammer extreme Wetterverhältnisse und die elektromagnetische Charakteristik unserer Maschinen in einem völlig von äußerer Strahlung abgeschirmten Raum.



GYS Academy

Académie • Akademie

FR Les centres de formation GYS, situés en France, en Allemagne et en Angleterre sont à votre service pour vous proposer des formations sur nos produits. Nos experts sont à votre écoute et mettent à votre disposition, leurs compétences et leurs connaissances les plus pointues.

EN The GYS training facilities, located in France, Germany and UK are at your service and offer training courses on GYS products. Our product experts are here to listen to your questions and requirements and to share their most advance knowledge.

DE Unsere GYS-Schulungszentren in Frankreich, Deutschland und England, stehen Ihnen für Produktschulungen zur Verfügung. Unsere kompetenten Experten sind für Sie da und unterstützen Sie mit ihren Fachkenntnissen.



100% in-house manufacturing

Une usine 100% intégrée • 100% integrierte Produktion

FR Visiter notre site de production est un parcours surprenant qui traverse une incroyable variété de métiers (électronique, mécanique, transformateur, filerie, tôlerie, peinture...). Notre philosophie repose sur l'intégration complète de notre processus de production pour en maîtriser les moindres détails. Cette industrialisation dans des ateliers certifiés ISO 9001 offre à nos clients une grande flexibilité et une réactivité accrue.

L'investissement et l'amélioration continue de la performance de cet outil de production sont notre raison de vivre, car nous considérons que celle-ci est la garantie de notre compétitivité de demain.

EN Visiting our manufacturing site is a surprising journey which extends through an incredibly wide range of functions (electronic, mechanical, transformer, wiring, sheet metal, painting). Our philosophy is based on the complete integration of our production process to control every detail.

The factory has ISO 9001 certification and is a flexible resource enabling us to be very responsive to customer needs. The investment and continuous improvement in performance of this production facility are the back bone for our existence, we consider it the guarantee for our future competitiveness.

DE Besucher unserer Fertigung sind beeindruckt von der unglaublichen Produktionstiefe. Viele verschiedene Gewerke sind miteinander verbunden: Elektronik, mechanische Fertigung, Trafo-Wickelei, Kabelkonfektionierung, Blechschlosserei und eine zentralgesteuerte Pulverbeschichtungsanlage bis hin zum individuellen Siebdruckverfahren.

Unsere Philosophie beruht auf Unabhängigkeit und eigener Qualitätssicherung. Wir wollen jede Phase des Fertigungsprozesses selbst definieren und kontrollieren und sind nach ISO 9001-zertifiziert.

Your global partner

Votre partenaire global • Ihr globaler Partner

CHARGERS Consumer/Tourism

TRADITIONAL & AUTOMATIC 6/7
INVERTER HF 8/11

CHARGERS Professional

TRADITIONAL 12
AUTOMATIC 12/13
SMART AUTOMATIC 14/15
INVERTER HF & BSU 16/17

STARTERS

TRADITIONAL & AUTOMATIC 18/21
AUTOMATIC 22/23


BOOSTERS

PLASTIC 24/25
PROFESSIONAL 26/28
LITHIUM 30/31
BATTERYLESS 32

JUMPER CABLES

CONSUMER & PRO 33

TESTERS 34/35
MEMORY Auto save 29
POWER INVERTER 36
ACCESSORIES 37
Technologies 39



Electronics
- Électronique
- Elektronik

Paintshop
- Peinture
- Lackieranlage

Mechanical engineering
- Mécanique
- CNC-Bearbeitung

Metal work
- Tôlerie
- Blechbearbeitung

Ink printing
- Sérigraphie
- Siebdruck

Transformers
- Transformateurs
- Transformatoren

Cable work
- Filerie
- Kabelkonfektionierung

Assembly
- Montage/tests
- Montage

Logistics
- Logistique
- Logistik

CHARGERS TRADITIONAL

W
p. 39



CHARGERS AUTOMATIC

WU
p. 39



ALL BATTERIES



2 A 12V
ENERGY 123



023192
☎: 025493

3 A 12V
ENERGY 124



023215
☎: 025141

4 A 12V
ENERGY 126



023222
☎: 025165

2/4 A 12V
TCB 60



023253
☎: 025189

2/5,5 A 12V
TCB 90



023260
☎: 025202

3,5/7 A 12V
TCB 120



023284
☎: 025240



2 in 1
= **CHARGE**
+ **TEST**



Model	Code	☎	Voltage	Power	Current	CHARGE			Fuse	Dimensions	Weight	Recommendation	Vehicle Type			CHARGER + TESTER	CONTROL
						Reg	Efficace / RMS	Moyen / Average (EN 60335)					Motorcycle	Tractor	Car		
ENERGY 123	023192	☎: 025493	230V	55 W	12V	—	3,3 A	2 A	10A	19 x 15 x 9 cm	1,3 kg	ENERGY 123	8 > 30 Ah	—	—		
ENERGY 124	023215	☎: 025141	230V	70W	12V	—	4,5 A	3 A	10A	11,5 x 16 x 22 cm	2,2 kg	ENERGY 124	10 > 45 Ah	—	—		
ENERGY 126	023222	☎: 025165	230V	90W	12V	—	6 A	4 A	10A	11,5 x 16 x 22 cm	2,2 kg	ENERGY 126	15 > 60 Ah	—	—		
TCB 60 automatic	023253	☎: 025189	230V	85W	12V	2	6 A	2 - 4A	10A	12 x 17 x 29 cm	2,7 kg	TCB 60 automatic	15 > 60 Ah	OK	OK		
TCB 90 automatic	023260	☎: 025202	230V	120W	12V	2	8 A	2 - 5,5 A	15A	12 x 17 x 29 cm	3,4 kg	TCB 90 automatic	15 > 90 Ah	OK	OK		
TCB 120 automatic	023284	☎: 025240	230V	150W	12V	2	10,5 A	3,5 - 7 A	15A	12 x 17 x 29 cm	3,2 kg	TCB 120 automatic	30 > 120 Ah	OK	OK		


CHARGERS HF • INVERTER

0,75 A 6/12V
GYSTECH 750

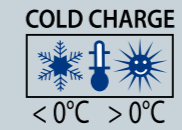


024977

GO > 7,5V (12V)
> 3,75V (6V)

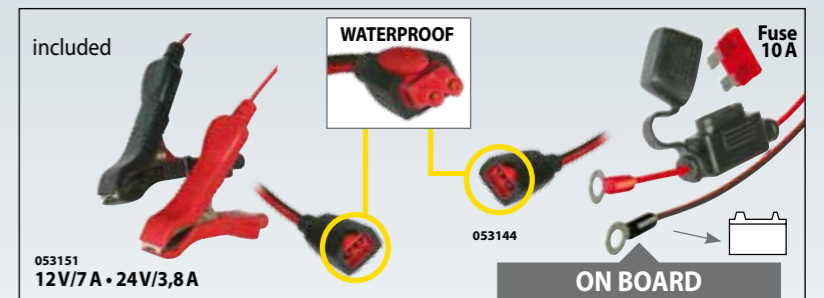


3,5/7 A 12/24V
GYSTECH 7000

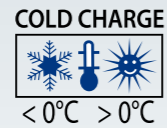


024953

GO > 16V (24V)
> 4,5V (12V)



3,8 A 12V
GYSTECH 3800




024939

GO > 7,5V



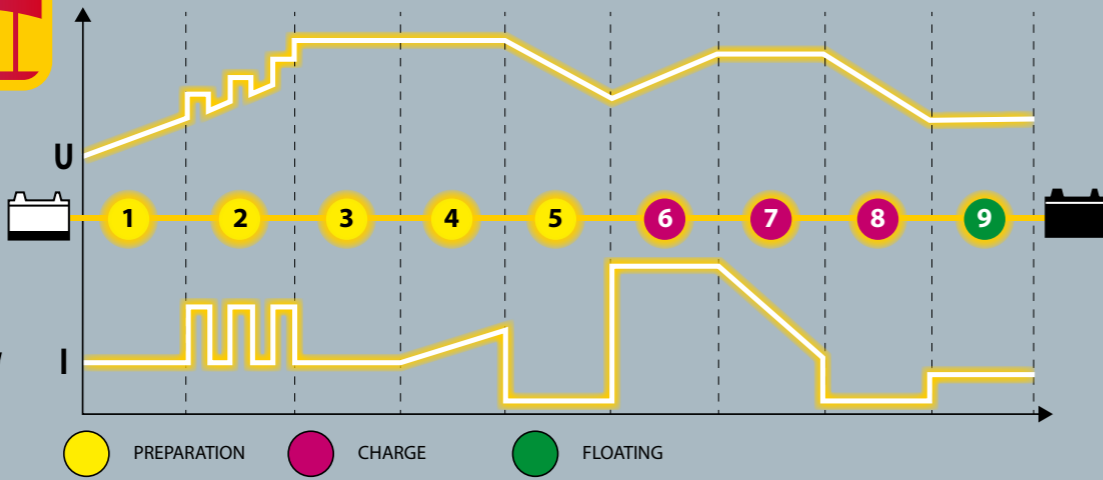
OPTION
053137
Kit allume cigare /
Cigarette lighter adapter /
Adapterkit für Zigarettanzünder



	50 / 60 Hz	Power	CHARGE		Recover	Fuse	Dimensions	Weight	Recommendation				IP
			Effcace / RMS	Moyen / Average (EN 60335)					Essence • Petrol • Benzin	Diesel	Supply 5 A 12V DC		
GYSTECH 750 024977	230V	16,5W	6 / 12V	0,75 A	0,75 A	—	12 x 16 x 24 cm	0,3 kg	1,2 > 20 Ah		—	IP 60	
GYSTECH 3800 024939	230V	60W	12V	0,8 - 3,8 A	0,8 - 3,8 A	—	10 x 27,5 x 26 cm	0,7 kg	Charge 1,2 > 60 Ah (Maintenance 1,2 > 120 Ah)		—	IP 65	
GYSTECH 7000 024953	230V	160W	12V 24V	7 A 3,5 A	7 A 3,5 A	•	10 x 31 x 29 cm	1,3 kg	12V : Charge 14 > 130 Ah (Maintenance 14 > 230 Ah) 24V : Charge 14 > 60 Ah (Maintenance 14 > 120 Ah)		•	IP 65	

9 STEPS

Courbe de charge pour batterie de démarrage / Charging curve for starter batteries



GO > 1V

- START/STOP ENGINE ALL BATTERIES
- S.O.S. RECOVERY AUTOMATIC >1V SULPHATED BATTERY AUTOMATIC
- AUTO RESTART
- IP 65
- COLD CHARGE < 0°C > 0°C

INVERTER HF CHARGERS

INVERTER HF CHARGERS

4A 12V
GYSFLASH 4A
RENAULT 1 04440002

029156
024793



7A 12V
GYSFLASH 7A
RENAULT 1 044 40003

029187
024786



GYSflash 4A & 7A : included



OPTION Gysflash 4A & 7A



Cables & Battery Status Indicator For Gysflash 4A & 7A



PATENTS REGISTERED NUMBERS 002280008 & 002279927 EUROPEAN TRADEMARK & DESIGN		50 / 60 Hz			Start mini	Moyen / Average (EN 60335)	Boost	Equalize/Absorption	Floating			Recommendation		
GYSFLASH 4A	029156 024793	230V AC +/- 15 %	90W	12V	1V	0,8 - 3,6 A	4A	14,6V (T > 0°)	15V (T < 0°)	13,6V	36 x 18,5 x 7 cm	0,85 kg	On board/Embarqué 1,2 > 70 Ah (Maintenance 1,2 > 130 Ah)	IP 65 Automatic
GYSFLASH 7A	029187 024786	230V AC +/- 15 %	160W	12V	1V	0,8 - 5A	7A	14,6V (T > 0°)	15V (T < 0°)	13,6V	38,5 x 20,5 x 7 cm	1,06 kg	On board/Embarqué 1,2 > 130 Ah (Maintenance 1,2 > 230 Ah)	IP 65 Automatic

CHARGERS TRADITIONAL



9A 12/24V
CT 160

024106
025325



12A 12/24V
CT 210

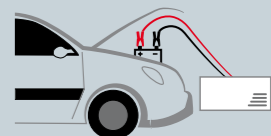
024113
025349



CHARGERS AUTOMATIC



ALL BATTERIES



Protection for on-board electronics

5A 6/12V
WATTMATIC 100

024823
025417



9A 6/12V
WATTMATIC 140

025608
025622



NEW
03/2016



10A 6/12V
WATTMATIC 150

024847
025387



10A 6/12V
WATTMATIC 170

025615
025639



NEW
03/2016

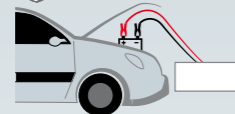


12A 6/12V
WATTMATIC 180

024861
025400



CHARGERS AUTOMATIC & MANUAL



Protection for on-board electronics



10A 12/24V
CA 150

024434



25A 12/24V
CA 360

023185



Model	Code	Power	Voltage	CHARGE					Fuse	Dimensions	Weight
				Reg	Efficace / RMS	Moyen / Average (EN 60335) Reg 1	Boost 1	boost 2			
CT 160	024106 025325	190W	12/24V	2	13,5A	7A	9A	—	15A	20,5 x 30 x 13,5 cm	3,9 kg
CT 210	024113 025349	260W	12/24V	2	18A	8A	12A	—	20A	22,5 x 33,5 x 14,5 cm	5,2 kg
CA 150 automatic	024434	500W	12/24V	2	18A	8A	10A	—	25A	33 x 26 x 14 cm	6 kg
CA 360 automatic	023185	920W	12/24V	3	37A	7A	15A	25A	50A	44 x 31 x 23 cm	14 kg

i Recommendation

Model	12V	24V
CT 160	(12V) 25 > 160 Ah	(24V) 15 > 90 Ah
CT 210	(12V) 35 > 210 Ah	(24V) 20 > 100 Ah
CA 150 automatic	35 > 150 Ah	
CA 360 automatic	40 > 350 Ah	

Model	Code	Power	Voltage	Frequency	Current	CHARGE			Fuse	Dimensions	Weight
						Reg	Efficace / RMS	Moyen / Average (EN 60335) Reg 1 Reg 2			
WATTMATIC 100 automatic	024823 025417	170W	6/12V	50 Hz	2	11,4A	3A	5A	10A	24 x 26 x 13 cm	3,8 kg
WATTMATIC 140 automatic	025608 025622	230W	6/12V	50 Hz	2	16,5A	5A	9A (boost)	15A	33 x 22 x 13 cm	4,8 kg
WATTMATIC 150 automatic	024847 025387	220W	6/12V	50 Hz	2	15A	5A	10A	20A	36 x 22 x 14 cm	6,2 kg
WATTMATIC 170 automatic	025615 025639	280W	6/12V	50 Hz	2	18,8A	6,5A	10A (boost)	20A	33 x 22 x 13 cm	5 kg
WATTMATIC 180 automatic	024861 025400	260W	6/12V	50 Hz	2	18A	6A	12A	25A	36 x 22 x 14 cm	6,3 kg

i Recommendation

Model	6V	12V
WATTMATIC 100 automatic	15 > 100 Ah	
WATTMATIC 140 automatic	20 > 150 Ah	
WATTMATIC 150 automatic	20 > 150 Ah	
WATTMATIC 170 automatic	25 > 180 Ah	
WATTMATIC 180 automatic	25 > 180 Ah	



Fuse X10	Code	Model
10A	054530	(WATTMATIC 100)
15A	054493	(CT 160, WATTMATIC 140)
20A	054509	(CT 210, WATTMATIC 150 & 170)
25A	054516	(CA 150, WATTMATIC 180)
50A	054622	(CA 360)

7 A 6/12V
BATIUM 7/12

024496
024557



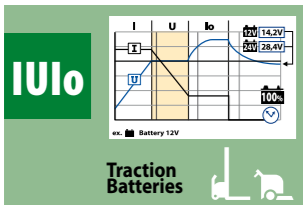
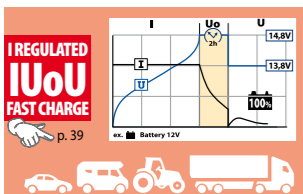
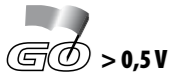
7 A 6/12/24V
BATIUM 7/24

024502
024625



25 A 6/12/24V **SULPHATED BATTERIES SOS RECOVERY**

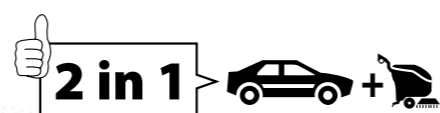
024533
024618



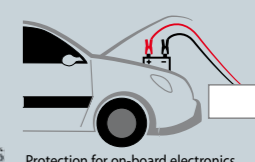
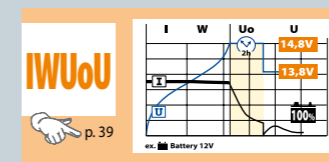
I REGULATED IUoU FAST CHARGE

IUlo

Specific charge
Traction batteries



SMART CHARGERS AUTOMATIC



15 A 6/12V **SULPHATED BATTERIES SOS RECOVERY**

024519
024632



15 A 6/12/24V **SULPHATED BATTERIES SOS RECOVERY**

024526
024588



30A (BATIUM 15/12 & 15/24) 054523



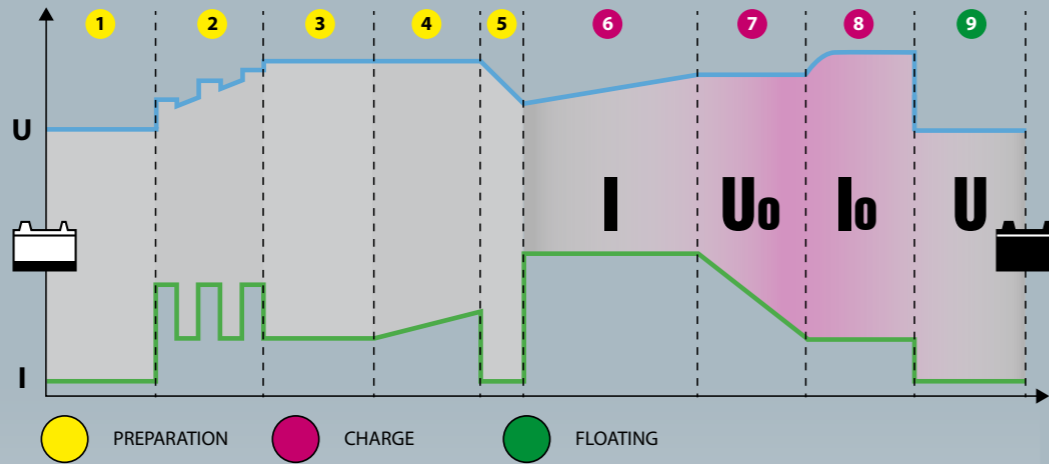
	50 / 60 Hz	W	A	CHARGE					Fuse	Weight	SOS RECOVERY			
				Reg	Efficace / RMS	Moyen / Average (EN 60335)						boost		
						Reg 1	Reg 2	Reg 3						
BATIUM 7/12	024496 024557	230V	105W	6/12V	2	11 A	3 A	—	—	7 A	15 A	21 x 34 x 13 cm	4,8 kg	—
BATIUM 7/24	024502 024625	230V	210W	6/12/24V	2	11 A	3 A	—	—	7 A	15 A	21 x 34 x 13 cm	5,7 kg	—
BATIUM 15/12	024519 024632	230V	225W	6/12V	3	22 A	7 A	10 A	—	15 A	30 A	21 x 36 x 14 cm	5,9 kg	•
BATIUM 15/24	024526 024588	230V	450W	6/12/24V	3	22 A	7 A	10 A	—	15 A	30 A	21 x 36 x 14 cm	8,5 kg	•
BATIUM 25/24	024533 024618	230V	1150W	6/12/24V	3	37 A	7 A	15 A	25 A	—	—	28 x 42 x 23 cm	13,4 kg	•

Recommendation	6V	12V	24V	Capacity
BATIUM 7/12	6V	12V		15 > 130 Ah
BATIUM 7/24	6V	12V	24V	15 > 130 Ah
BATIUM 15/12	6V	12V		35 > 225 Ah
BATIUM 15/24	6V	12V	24V	35 > 225 Ah
BATIUM 25/24	6V	12V	24V	35 > 180 Ah / 35 > 350 Ah



ALL BATTERIES

Courbe de charge pour batterie de démarrage / Charging curve for starter batteries



FAN LESS TECHNOLOGY



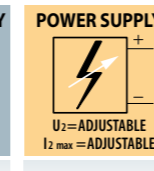
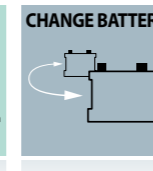
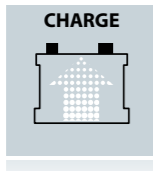
AUTO RESTART



Select mode
- Charge
- Diag / Diag +
- Showroom
- Change battery
- Power supply
- Configuration

Select parameters
- Voltage
- Capacity
- Battery type
- Language
...

Adjust values
- V
- Ah
- Liquid / Gel / Easy mode / Expert mode
...



HIGH EFFICIENCY
Up to 15% Energy Saving **93%**

EMC class B



NEW 01/2016

<p>Tablette - Wall support Halterung 055513</p>	<p>054608</p> <p>Chariot / Trolley / Fahrwagen</p>	<p>Fuse Kit</p> <p>Gysflash 30HF : 40 A 054646 Gysflash 40/50HF : 80 A 054653 Gysflash 100HF : 125 A 054585</p>	<p>Fuse (x1)</p> <p>Gysflash 30HF : 6,3 A 054578 Gysflash 40/50/100HF : 10 A 054530</p>	<p>OPTION</p> <p>5 m - 16 mm² Gysflash 30HF, 40FV, 50HF & 100HF : 054615</p>	<p>Showroom Connect Ø M6</p>
---	--	---	---	---	------------------------------

	50 / 60 Hz		START MINI	I max	40°C/230V	TRACTION BATTERIES				SULPHATED BATTERIES AUTOMATIC RECOVERY	
GYSFLASH 30.12HF 029224	230V	12V	500W	2V	30 A	30 A @ 100%	10>400Ah	—	25,5 x 23 x 10,5 cm	3,8 kg	●
GYSFLASH 30.24HF 029231	230V	6V	500W	2V	30 A	30 A @ 100%	10>400Ah	●	25,5 x 23 x 10,5 cm	3,8 kg	●
		12V			30 A	30 A @ 100%					
GYSFLASH 40.12FV 029064	85>265V	12V	750W	2V	40 A	40 A @ 100%	10>500Ah	—	30 x 29 x 10,5 cm	6 kg	●
		24V			15 A	15 A @ 100%					
GYSFLASH 50.12HF 029088	230V	12V	1500W	2V	50 A	40 A @ 100%	10>600Ah	—	30 x 29,2 x 10,5 cm	6 kg	●
		6V			45 A @ 100%						
GYSFLASH 50.24HF 029095	230V	12V	1500W	2V	50 A	40 A @ 100%	10>600Ah	●	30 x 29,2 x 10,5 cm	6 kg	●
		6V				40 A @ 100%					
		24V				35 A @ 100%					
GYSFLASH 100.12HF 029071	230V	12V	1500W	2V	100 A	66 A @ 100%	10>1200Ah	—	32 x 29,2 x 10,5 cm	6,1 kg	●

CHARGERS & BSU (BATTERY SUPPORT UNITS)

30 A 12V PFC
GYSFLASH 30.12 HF
029224

30 A 6/12/24V PFC
GYSFLASH 30.24 HF
029231

40 A 12V FV PFC
GYSFLASH 40.12 FV
029064

50 A 12V PFC
GYSFLASH 50.12 HF
1 044 40004

50 A 6/12/24V PFC
GYSFLASH 50.24 HF
029088

100 A 12V PFC
GYSFLASH 100.12 HF
029071



10,5 cm

10,5 cm

10,5 cm

10,5 cm



17

HF CHARGERS & BSU

MADE IN FRANCE

CHARGER AUTOMATIC & STARTER



p. 39

PATENTS REGISTERED NUMBERS
001652090-0002
EUROPEAN TRADEMARK & DESIGN

START UP 80

9/17 A 12V
START UP 80

024922
025127



3 in 1
= CHARGE + TEST + START

CHARGER & STARTER



p. 39

11 A 12V
START 200

025530



2 in 1
= CHARGE + BOOST / START

8/10 A 12/24V
START 300

025547



Fuses 50 A x 2 (Start 200)
054622
Fuses 80 A x 2 (Start 300)
054653

CHARGER & STARTER

TRADITIONAL CHARGERS & STARTERS W

Model	Voltage	Charger W	Start kW	CHARGE				START		Fuse	Recommendation	Vehicle Compatibility					CHARGER + TESTER	CONTROL	Dimensions (cm)	Weight (kg)
				Reg	Efficace / RMS	Moyen / Average (EN 60335)	Boost	min > max	1V/C			0V/C	Motorcycle	ATV	Car	Van				
START UP 80 automatic	230V	350	1	2	13,5-25 A	9 A	17 A	40>170 Ah	50 A	80 A	—	Motorcycle	ATV	Car	Van	Truck	OK	OK	12 x 18 x 32 cm	4,4 kg
START 200	230V	390	1,4	3	15-25 A	11 A	18 A	53>240 Ah	80 A	120 A	50 A	Motorcycle	ATV	Car	Van	Truck	—	—	37 x 26 x 18 cm	8,6 kg
START 300	230V	800	3,6	3	13-36 A	10 A	23 A	42>300 Ah	100 A	165 A	80 A	Motorcycle	ATV	Car	Van	Truck	—	—	40 x 33 x 23 cm	13,8 kg
	230V	1200	3,6			8 A	17 A	38>224 Ah												


TRADITIONAL STARTERS & CHARGERS

W
p. 39



AUTOMATIC STARTERS & CHARGERS

W2
p. 39



Protection for on-board electronics

25 A 12/24V
NEOSTART 320

025301
025509

45 A 12/24V
NEOSTART 420

025295
025479

60 A 12/24V
NEOSTART 620

025288
025486



NEW DESIGN 2016



70 A 12/24V
GYSTART 1224 T

025394 **400 V TRI**

AUTOMATIC CHARGE

ELECTRONIC PROTECTION

POWER CONTROL



OVER VOLTAGE PROTECTION
AUTOMATIC CONTROL



included

TRI
400V
3ph

PRODUCT LINE



Fuses 150 A x 2 (Neostart 320)
054639



Fuses 200 A x 2 (Neostart 420 & 620)
054547



Fuses 200 A x 2 (Gystart 1224 T)
054547

Model	Code	Voltage	I ₁	ChARGE kW	START kW	CHARGE							START		Recommendation	Dimensions	Weight
						Reg	Efficace / RMS	Moyen / Average (EN 60335)	Boost	Automatic	pos. Manual	min > max	1V/C	0V/C			
NEOSTART 320	025301 025509	230V	13 A	0,8	6,5	3	40 A	10 A 9 A	40 A 30 A	—	•	20 > 700 Ah	160 A	270 A	—	41 x 30 x 21 cm	15,6 kg
NEOSTART 420	025295 025479	230V	16 A	1,7	9	3	70 A	20 A	40 A	—	•	20 > 1000 Ah	300 A	420 A	—	47 x 32 x 27 cm	20,5 kg
NEOSTART 620	025288 025486	230V	16 A	2	10	3	90 A	30 A	60 A	—	•	20 > 1350 Ah	360 A	620 A	—	47 x 32 x 27 cm	24 kg
GYSTART 1224 T	025394	400V (TRI)	16 A	2,5	20	3	80 A	70 A	—	•	65 > 1350 Ah	780 A	1200 A	•	42,5 x 34,5 x 71 cm	54,5 kg	



AUTOMATIC STARTERS & CHARGERS

IWUoU AUTOMATIC CHARGE = Batium

SULPHATED BATTERIES AUTOMATIC RECOVERY

START/STOP ENGINE

ALL BATTERIES

OVER PROTECTION VOLTAGE AUTOMATIC CONTROL

AUTOMATIC START

GO >1V

UNIVERSAL MODE (autoselection)



IWUoU AUTOMATIC CHARGE = Batium

SULPHATED BATTERIES AUTOMATIC RECOVERY

START/STOP ENGINE

ALL BATTERIES

OVER PROTECTION VOLTAGE AUTOMATIC CONTROL

AUTOMATIC START

GO >1V

UNIVERSAL MODE (autoselection)



TEST ALTERNATOR

TIMER

TEST ALTERNATOR

TIMER

TEST ALTERNATOR

TIMER

TEST ALTERNATOR

TIMER

35/50 mm²

BATTERY EXPERT

3 in 1 CHARGER, STARTER & DIAG

TEST ALTERNATOR

TIMER

POWER SUPPLY DIAG+ 60A U2 adjustable 12V > 15V

25 A 12/24V

STARTIUM 330E

026469

40 A 12/24V

STARTIUM 480E

026483
0255578

45 A 12/24V

STARTIUM 680E

026490
0255585

50 A 12/24V

STARTIUM 980E

026506

60 A 12V

DIAG STARTIUM 60-12

026513

60 A 6/12/24V

DIAG STARTIUM 60-24

026520
0255592



AUTOMATIC STARTERS

AUTOMATIC STARTERS + DIAG

Model	Code	Voltage	Current	Charging Voltage	Starting Power (kW)	CHARGE				START			DIAG	Recommendation	Capacity	Dimensions	Weight	
						Reg	Efficacy / RMS	Moyen / Average (EN 60335)	Boost	Automatic	12V	0V/C						AUTO START
STARTIUM 330E	026469	230V	16 A	12/24V	0,8	6,5	4	40 A	25 A	—	•	12V: 20 > 370 Ah 24V: 20 > 300 Ah	165 A 130 A	270 A 210 A	•	—	43 x 26 x 26 cm	15 kg
STARTIUM 480E	026483	230V	16 A	12/24V	1,7	9	4	65 A	30 A	40 A	•	12V: 20 > 600 Ah 24V: 20 > 450 Ah	280 A 210 A	390 A 290 A	•	—	31 x 48 x 80 cm	26 kg
STARTIUM 680E	026490	230V	16 A	12/24V	2	10	4	75 A	30 A	45 A	•	12V: 20 > 675 Ah 24V: 20 > 525 Ah	380 A 270 A	550 A 380 A	•	—	31 x 48 x 80 cm	30 kg
STARTIUM 980E	026506	230V	16 A	12/24V	2	12	4	80 A	40 A	50 A	•	12V: 20 > 750 Ah 24V: 20 > 525 Ah	500 A 400 A	720 A 560 A	•	—	31 x 48 x 80 cm	36 kg
DIAG STARTIUM 60-12	026513	230V	16 A	12V	2	10	4	95 A	60 A	—	•	12V: 20 > 900 Ah	310 A	440 A	•	•	48 x 35 x 90 cm	34 kg
DIAG STARTIUM 60-24	026520	230V	16 A	6/12/24V	2	10	4	65 A 95 A 65 A	40 A 60 A 40 A	—	•	6V: 20 > 900 Ah 12V: 20 > 900 Ah 24V: 20 > 525 Ah	— 300 A 280 A	— 430 A 410 A	•	•	48 x 35 x 90 cm	34 kg

BOOSTERS
+ POWER SUPPLY

WU Floating Process
Charge 100%
p. 39

1 000 A 12V
GYSACK ONE

025073

1V/C 300 A



1 250 A 12V **1V/C** 480 A
GYSACK AUTO/ GYSACK 400

026230

025455
025516



1 250 A 12V **1V/C** 480 A
GYSACK AIR

026322

025431



Power Supply
18 Ah · 12V DC

+ Compressor
Air Kit included
4 bars

Isolated clamps
500 A
1,1 m
ø 25 mm²



GYSACK ONE
GYSACK AUTO
GYSACK 400
GYSACK AIR
GYSACK PRO
included
AUTOMATIC CHARGER
Power in 230V / 12V
054677
054660


230V
Après chaque utilisation
After each use
Nach jeder Anwendung

1 750 A 12V **1V/C** 600 A
GYSACK PRO

026155

025523

WU
p. 39



Power Supply
22 Ah · 12V DC

AUTOMATIC CHARGER
Power in 12V
included

Isolated clamps
500 A
1,1 m
ø 25 mm²



2 500 A 12V **1V/C** 750 A
GYSACK 750

026179

026353

1 REGULATED IUoU FAST CHARGE
p. 39

FV FLEXIBLE VOLTAGE
100V ← 240V



Power Supply
26 Ah · 12V DC

AUTOMATIC CHARGER
Power in 12V
included

Isolated clamps
600 A
1,3 m
ø 25 mm²



3 200 A 12V **1V/C** 750 A
1 600 A 24V **1V/C** 650 A
STARTPACK TRUCK

025448

026339

1 REGULATED IUoU FAST CHARGE
p. 39

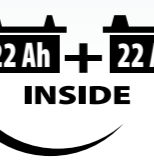
FV FLEXIBLE VOLTAGE
100V ← 240V



Power Supply
44 Ah · 12V DC

AUTOMATIC CHARGER
Power in 12V
included

Isolated clamps
600 A
1,8 m
ø 25 mm²



OPTION
MEMORY AUTO SAVE CABLE OBD 1,5 m
Fuse 7,5 A
054202
for GYSACK AUTO, GYSACK 400, GYSACK AIR, GYSACK PRO, GYSACK 750, STARTPACK TRUCK

included GYSACK 750, STARTPACK TRUCK
AUTOMATIC CHARGER
Power in 230V / 12V
054684
054691

Fuses 200 A x2
GYSACK 750
054547
Fuse 300 A x2
STARTPACK TRUCK
054561

230V
Après chaque utilisation
After each use
Nach jeder Anwendung

	12V	START				ON/OFF	Light	Siren	Tire Inflator	Power Supply	Charge 230V	TEST OK	Dimensions	Weight
		Inside	1V/C	Cranking CC	Peak Battery									
GYSACK ONE	025073	12 Ah	300 A	600 A	1000 A	—	—	—	—	EXTERNAL 12V DC	•	24 x 17 x 28,5 cm	5,8 kg	
GYSACK AUTO/400	026230	18 Ah	480 A	900 A	1250 A	—	—	—	↻ 12V DC	EXTERNAL 12V DC	•	33 x 14 x 35 cm	7 kg	
GYSACK AIR	026322 025431	18 Ah	480 A	900 A	1250 A	•	•	4 bars	↻ 12V DC	EXTERNAL 12V DC	•	35,5 x 19,5 x 43 cm	10 kg	

	12V	START				ON/OFF	Light	Siren	Fuse	Power Supply	Charge 230V	TEST OK	Dimensions	Weight
		Inside	1V/C	Cranking CC	Peak Battery									
GYSACK PRO	026155	22 Ah	12V	600 A	1100 A	1750 A	•	•	—	↻ 12V DC	EXTERNAL 12V DC	•	34 x 20 x 43 cm	8,9 kg
GYSACK 750	026179 026353	26 Ah	12V	750 A	1450 A	2500 A	•	•	2 x 200 A	↻ 12V DC	EXTERNAL 12V/2 A DC	•	36 x 20 x 43 cm	14 kg
STARTPACK TRUCK	025448 026339	2 x 22 Ah	12V	750 A	1450 A	3200 A	•	•	1 x 300 A	↻ 12V DC	EXTERNAL 12V/2 A DC	—	38,9 x 22,5 x 50 cm	16 kg

BOOSTERS
CAR + TRUCK



1800 A 12V **1V/C** 640 A
GYPACK 650

026254



3100 A 12V **1V/C** 830 A
GYPACK 810

026278



3600 A 12V **1V/C** 900 A
1800 A 24V ★ **1V/C** 700 A
STARTPACK 12.24

026285



6200 A 12V **1V/C** 1300 A
3100 A 24V ★★★ **1V/C** 1200 A
STARTPACK PRO 12.24

026346



16 Ah
INSIDE



30 Ah
INSIDE



16 Ah + 16 Ah
INSIDE



12/24 V

45 x 17 x 58 cm
31 kg
57 x 34 x 94 cm
45,5 kg

30 Ah + 30 Ah
INSIDE



Fuses 200 A x 2
054547



Après chaque utilisation
After each use
Nach jeder Anwendung



OPTION
MEMORY AUTO SAVE
CABLE OBD 1,5 m
054202

Fuse 7,5 A

		12V	START				TEST	CHARGER	Protection			Power out		Fuse	Fuse			
			Inside	1V/C	Cranking CC	Peak Battery			Memory	Fuse	Fuse							
GYPACK 650	026254	16 Ah	12V	640 A	1200 A	1800 A	•	3 A	•	•	•	•	•	15 A	200 A	2 x 1,4 m ø 25 mm ²	23 x 35 x 35 cm	13 kg
GYPACK 810	026278	30 Ah	12V	830 A	1700 A	3100 A	•	3 A	•	•	•	•	•	15 A	2 x 200 A	2 x 1,8 m ø 35 mm ²	18 x 38 x 31 cm	16,6 kg
STARTPACK 12.24	026285	2x16 Ah	12V	900 A	1700 A	3600 A	•	7 A	•	•	•	•	•	20 A	2 x 200 A	2 x 1,8 m ø 35 mm ²	21 x 35 x 56 cm	23,5 kg
			24V	700 A	1350 A	1800 A												
STARTPACK PRO 12.24	026346	2x30 Ah	12V	1300 A	2400 A	6200 A	•	7 A	•	•	•	•	•	20 A	2 x 200 A	2 x 2 m ø 50 mm ²	12 x 64 x 97 cm	45,5 kg
			24V	1200 A	2250 A	3100 A												

12V

12V	Recommendation
GYPACK 650	
GYPACK 810	

24V

24V	Recommendation
STARTPACK 12.24	★
STARTPACK PRO 12.24	PRO ★★★

BOOSTER
TRUCK & BUS

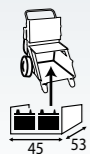

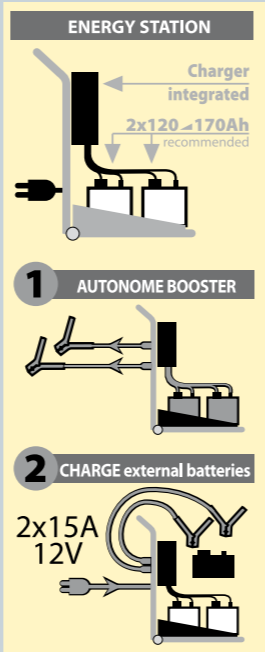
CHARGER
AUTOMATIC X2



12/24V
ENERGY STATION

026148

NEW DESIGN 2016



Batteries non fournies
Batteries not provided
Ohne Batterie



Après chaque utilisation
After each use
Nach jeder Anwendung

i Recommendation	ENERGY STATION	12V 24V							Charge External batteries
									OK

ENERGY STATION	026148	START selon batteries /according to battery	CHARGE			Efficace / RMS	Fuse	Dimensions	Weight	Area	
			12V	24V	min > max						Moyen / Average (EN 60335)
			-	-	35 > 225 Ah	2 x 15 A	2 x 22 A	2 x 30 A	70 x 62 x 92 cm	36 kg + batteries	2 x 2,5 m - ø 35 mm ²

MEMORY AUTO SAVE

SAUVEGARDE MÉMOIRE OBD / Memory auto save
/ Speicherschutz / Salvaguardia memorias
/ Salvaguardas de memória / Αυτόματη αποθήκευση ρυθμίσεων
/ Сохранение настроек / 记忆储存器

GYSPACK OBD

054998
055001



OBD



Après chaque utilisation
After each use
Nach jeder Anwendung

INSIDE	MEMORY SAVER				
12V 7 Ah	< 4A	< 4A	25 x 18 x 25 cm	3 kg	



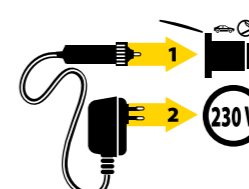
CABLE OBD - Câble OBD - Kabel für OBD

054202
1,5 m
Fuse 7,5A



MEMORY AUTO SAVE 230 V/12 V - Sauvegarde mémoire 230 V/12 V - Autosicherheitspeicher 230 V/12 V - Memorizador auto 230 V/12 V - Автосохранение памяти 230В / 12В - 230 V/12 V 记忆保护器

055018
230V/12V/500 mA



BOOSTERS LITHIUM

SPECIAL HOBBY - Utilisation non professionnelle
 • Not professional use • Nicht berufliche Benutzung.



200 A
NOMAD POWER 10

026384
 026537



300 A 12 V
400 A 24 V
NOMAD POWER 12.24

026636
 026667



NEW
 08/2016



INCLUDED
 NOMAD POWER
 10, 15, 15 AIR, 20
 & 12.24

SMART CABLES
 MULTI SECURITIES



300 A
NOMAD POWER 15

026377
 026544



NEW
 03/2016
NOMAD POWER 15 AIR
 = NOMAD POWER 15 + AIR COMPRESSOR



6 bar, 10 l/min,
 6 A, 60 W

026612



NEW
 03/2016

350 A
NOMAD POWER 20

026629



BOOSTERS LITHIUM PRO



200 A
NOMAD POWER PRO 45

026391
 026551



16 mm²



400 A
NOMAD POWER PRO 90

026438
 026568



INCLUDED NOMAD POWER PRO 45 & 90



OPTION (NOMAD POWER PRO 90)

MEMORY AUTO SAVE
CABLE OBD 1,5 m

054202

Fuse 7,5 A



SAFETY FEATURES :
 Anti-short polarity
 Anti-short circuit
 Anti-reverse current



ONLY NOMAD POWER PRO :
 Charging low temp. cut-off
 Discharging low temp. cut-off
 Over heat cut-off
 Over discharged cut-off
 Over charged cut-off

	LITHIUM	CAPACITY/CELL	FULL CHARGE	START CURRENT	PEAK CURRENT	START	CABLE	SMART CABLES	INPUT	OUTPUT	POWER SUPPLY				OBD	LIGHT	MODES	cm	kg
											PHONE	LAPTOP	MP3	MP4					
NOMAD POWER 10	026384	4 Ah - 44.4 Wh	5 h	200 A	400 A	12 V, PETROL & DIESEL	12 V - 1 A	• MULTI SECURITIES	12 V/1 A - 5 V/1 A	5 V/2 A - 19 V/3.5 A	•	-	1	1	-	2 x LEDs	LIGHT / S.O.S. / SPOT	17 x 8,2 x 3,2	0,408
NOMAD POWER 15 NOMAD POWER 15 AIR	026377 026612	5 Ah - 55.5 Wh	5 h	300 A	600 A	12 V, PETROL & DIESEL	12 V - 1 A	• MULTI SECURITIES	14 V/1 A	5 V/4 A - 12 V/12 A - 19 V/3.5 A	•	•	2	-	-	1 x LED	LIGHT / S.O.S. / SPOT	16,5 x 8 x 3,8	0,476
NOMAD POWER 20	026629	6 Ah - 66.6 Wh	6 h	350 A	700 A	12 V, PETROL & DIESEL	12 V - 1 A	• MULTI SECURITIES	14 V/1 A	5 V/2.1 A - 5 V/1 A - 12 V/10 A - 19 V/3.5 A	•	•	2	-	-	1 x LED	LIGHT / S.O.S. / SPOT	22,5 x 9 x 3	0,680
NOMAD POWER 12.24	026636	9 Ah - 99.9 Wh	10 h	300 A (12V), 400 A (24V)	600 A (12V), 800 A (24V)	12 V/24 V, PETROL & DIESEL	12 V - 1 A	• MULTI SECURITIES	12 V/24 V/2 A	5 V/2.1 A - 5 V/1 A - 12 V/10 A	•	•	2	-	-	35 x LEDs	LIGHT / S.O.S. / SPOT	20 x 16,5 x 9	1,5
NOMAD POWER PRO 45	026391	4.5 Ah - 49.95 Wh	4.5 h	200 A	400 A	12 V, PETROL & DIESEL (<3500 C.C.) (<2000 C.C.)	12 V - 1 A	•	12 V/1 A	5 V/2 A	•	-	1	-	-	1 x LED	LIGHT / S.O.S. / SPOT	20,2 x 14,5 x 5,5	0,820
NOMAD POWER PRO 90	026438	9 Ah - 99.9 Wh	9 h	400 A	800 A	12 V, PETROL & DIESEL (<6000 C.C.) (<3500 C.C.)	12 V - 1 A	•	12 V/1 A	5 V/2 A - 12 V/3.5 A	•	•	1	-	-	1 x LED	LIGHT / S.O.S. / SPOT	26,7 x 19,5 x 5	1,250

BATTERYLESS BOOSTERS

BOOSTERS SANS BATTERIE

NEW TECHNOLOGY FULL ELECTRONIC CONTROL



- ✓ NO BATTERIE INSIDE
- ✓ NO MAINTENANCE
- ✓ ALWAYS READY
- ✓ BOOSTER SANS BATTERIE INTERNE
- ✓ AUCUNE MAINTENANCE
- ✓ TOUJOURS PRÊT

EASY TO USE : 2 minutes!



GO > 3V

300 A

STARTRONIC 400

026728



NEW 04/2016



-40°C/+65°C

800 A

STARTRONIC 800

026735



NEW 04/2016



-40°C/+65°C

INCLUDED STARTRONIC 400 & 800



-40°C/+65°C

JUMPER CABLES

ISOLATED CLAMPS & LED



		ESSENCE BENZINE PETROL	DIESEL	↔	⊘ ≈ Ø CU
056374	300 A	2,51		3 m	16 mm ²
056381	500 A	5,51	4,51	3,5 m	25 mm ²

PINCES LAITON, NON ISOLÉES - Brass clamps, NOT INSULATED

- pinzas de latón, no aisladas
- Koperen klemmen, niet geïsoleerd
- Garras bronce, latão isoladas
- Ακροδέκτες χαλκού χωρίς μόνωση
- ЛАТУННЫЕ ЗАЖИМЫ, НЕИЗОЛИРОВАННЫЕ
- 黃銅夾, 无绝缘



		↔	⊘ ≈ Ø CU
056206	320 A	3 m	16 mm ²
564015	500 A	3 m	25 mm ²
056404	700 A	4,5 m	35 mm ²
056190	1000 A	4,5 m	50 mm ² (100% Cu)
056602	1000 A	5,1 m	50 mm ² (100% Cu)

MADE IN P.R.C

BRASS CLAMPS

PINCES ISOLÉES - INSULATED CLAMPS

- ISOLIERTE KLEMMEN
- Pinzas aisladas
- Garras isoladas
- Geïsoleerde klemmen
- Μονωμένοι ακροδέκτες
- Изолированные зажимы
- 绝缘充电夹



NEW DESIGN 2016



		ESSENCE BENZINE PETROL	DIESEL	↔	⊘ ≈ Ø CU	DIN 72553
056312	200 A	1,51		2,8 m	10 mm ²	—
056329	320 A	2,51		3 m	16 mm ²	• NEW DESIGN
056336	500 A	5,51	31	3,5 m	25 mm ²	• NEW DESIGN
056343	700 A	71	41	4,5 m	35 mm ²	• NEW DESIGN
056558	1000 A	71	41	4,5 m	50 mm ²	—


MADE IN P.R.C

ISOLATED CLAMPS

PINCES ISOLÉES - INSULATED CLAMPS

- ISOLIERTE KLEMMEN
- Pinzas aisladas
- Garras isoladas
- Geïsoleerde klemmen
- Μονωμένοι ακροδέκτες
- Изолированные зажимы
- 绝缘充电夹

MADE IN FRANCE



		↔	⊘ ≈ Ø CU
056541	700 A	4,5 m	35 mm ²

MADE IN FRANCE



		↔	⊘ ≈ Ø CU
056619	1000 A	5 m	50 mm ²

SUPER PRO

	START CURRENT	START	INPUT CHARGE				cm	kg			
			⚡	⌚	🔌	⌚					
STARTRONIC 400	026728	300 A	12V, PETROL & DIESEL	12V	60 s	12V/10 A	100 s	5V/2 A	15 min	17 x 8,2 x 3,2	0,408
STARTRONIC 800	026735	800 A	12V, PETROL & DIESEL	12V	150 s	12V/10 A	200 s	5V/2 A	40 min	26,7 x 19,5 x 5	1,250

TESTERS

TRADITIONAL



TBP100
055131

TBP500
055148

6V

ELECTRONIC

6V 12V



BT111 DHC
055155



BT222 DHC
055216



BT280 DHC
055261

RT003 START-STOP DHC
055346



ALL BATTERIES



BT501 DHC
055209

9 LANGUAGES - SPRACHEN



BT501 DHC
x2 (included)
056220

BT551 START-STOP DHC
055452

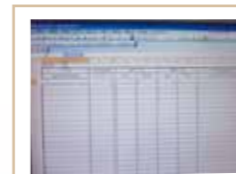
9 LANGUAGES - SPRACHEN



ALL BATTERIES



BT551 DHC
x2 (included)
056220



GESTION LOGICIELLE DE LA BATTERIE
BATTERY MANAGEMENT SOFTWARE
SOFTWARE BATTERIE MANAGEMENT

BT2010 START-STOP DHC
055339

9 LANGUAGES - SPRACHEN



ALL BATTERIES



Standard 57 mm (W)

BT2010 DHC
x1 (included)
056237

					TEST			PRINT PAPER	DIGITAL	RESULT	TEMPERATURE COMPENSATION			
					BATTERY A	BATTERY V	CHARGING & STARTING SYSTEM VEHICLE							
TBP 100	traditional	055131	6-12 V	20>100 Ah	•	•	12V	—	—	5/10s	15 min	—	16x1,8x30	1,5
TBP 500	traditional	055148	12 V	10>160 Ah	•	•	12V	—	—	15s	15 min	—	27x26x13	8
BT 111 DHC	electronic	055155	12 V	20>150 Ah	•	• min 7 V	—	—	•	1s	instant	—	7x1,5x12	0,25
BT 222 DHC	electronic	055216	12 V	20>150 Ah	•	• min 7 V	12V	—	•	1s	instant	—	7x1,5x12	0,25
BT 280 DHC	electronic	055261	12 V	4>150 Ah	•	• min 4,5 V	12V	—	•	1s	instant	—	12x7,9x227	0,25
RT 003 DHC	electronic	055346	6-12 V	7>230 Ah	•	• min 1,5 V	12V 24V	—	•	1s	instant	•	11,5x5x19	0,8
BT 501 DHC	electronic	055209	6-12 V	7>230 Ah	•	• min 1,5 V	12V 24V	—	•	1s	instant	•	11x4x195	0,4
BT 551 DHC	electronic	055452	6-12 V	7>230 Ah	•	• min 1,5 V	12V 24V	—	•	1s	instant	•	11x4x195	0,4
BT2010 DHC	electronic	055339	6-12 V	7>230 Ah	•	• min 1,5 V	12V 24V	—	•	1s	instant	•	13x6,4x251	0,7

i Recommendation	batteries/Battery/Ladegeräte		Circuit alterateur/Alternator Circuit/Lichtmaschinenchaltkreis		PRINT PAPER	START/STOP ENGINE	EFB	AGM, Liquid, VRLA/GEL	Test					
	6V	12V	6V	12V					Motorcycle	Car	Van	Truck	Tractor	
TBP 100 traditional	6V	12V	12V	12V	—	—	—	—					20 > 100 Ah	
TBP 500 traditional	12V	12V	12V	12V	—	—	—	—					10 > 160 Ah	
BT 111 DHC electronic	12V	12V	—	—	—	—	—	—					20 > 150 Ah	
BT 222 DHC electronic	12V	12V	12V	12V	—	—	—	—					20 > 150 Ah	
BT 280 DHC electronic	12V	12V	12V	12V	—	—	—	—					4 > 150 Ah	
RT 003 START-STOP DHC electronic	6V	12V	12V	24V	—	•	•	•					7 > 230 Ah	
BT 501 DHC electronic	6V	12V	12V	24V	•	—	—	•					7 > 230 Ah	
BT 551 START-STOP DHC electronic	6V	12V	12V	24V	•	•	•	•					7 > 230 Ah	
BT 2010 START-STOP DHC electronic	6V	12V	12V	24V	•	•	•	•					7 > 230 Ah	

POWER INVERTER 12V > 230V

CONVERGYS USBx2

026995



NEW 10/2016

x2



CONVERGYS 150

027022

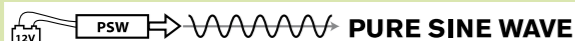
027039



CONVERGYS 300

027053

027046



PSW 6042U

12 V

027121

027138



PSW 6043U

12 V

027176

027183



PSW 6047U

12 V

027206

027213



PSW 6047U

24 V

027251

027268



NEW 03/2016




MSW 82 000

24 V

027237

027244



Model	Power	Peak power	Pure Sin Wave	Optimum Efficiency	Input DC	Output AC	Output USB DC	max 150W	Universal	Dimensions	Weight
CONVERGYS USBx2	026995	—	—	—	12V	—	5V - 2x1000mA	•	—	3.5 x 10 x 2.3 cm	0,04 kg
CONVERGYS 150	027022 027039	150W	300W	90,5 %	12V	230V	5V - 500mA	•	•	6 x 10 x 5 cm	0,34 kg
CONVERGYS 300	027053 027046	300W	600W	85 %	12V	230V	5V - 500mA	•	•	10 x 15 x 6 cm	0,85 kg
PSW 6042U	027121 027138	400W	800W	85 %	12V	230V	5V - 500mA	—	•	18 x 18 x 7 cm	1,2 kg
PSW 6043U	027176 027183	600W	1200W	85 %	12V	230V	5V - 500mA	—	•	18 x 20 x 7 cm	2,3 kg
PSW 6047U 12V	027206 027213	1500W	3000W	85 %	12V	230V	5V - 500mA	—	•	18 x 31 x 7 cm	4 kg
PSW 6047U 24V	027251	1500W	3000W	85 %	24V	230V	5V - 500mA	—	•	26 x 19 x 9 cm	5,4 kg
MSW 82 000	027237 027244	2000W	4000W	80 %	24V	230V	5V - 500mA	—	cables	35 x 20 x 9,8 cm	5,4 kg

Conversion Chart / Table

horse power to watts	watts to horse power
hp = W	W = hp
0,1 = 73,5	100 = 0,1360
0,2 = 147,1	200 = 0,2719
0,3 = 220,6	300 = 0,4079
0,4 = 294,2	400 = 0,5438
0,5 = 367,7	500 = 0,6798
1 = 735,5	1000 = 1,3596
2 = 1471,0	2000 = 2,7192
3 = 2206,5	3000 = 4,0789
4 = 2942,0	4000 = 5,4385

- CONVERGYS USBx2
- CONVERGYS 150
- CONVERGYS 300
- PSW 6042U
- PSW 6043U
- PSW 6047U 12V
- PSW 6047U 24V
- MSW 82 000



DHC 54E STATION MULTICHARGE POUR BATTERIES

- Multi charge station for batteries - multi-ladestation für starter-batterien

Charge automatique • Automatic charge • Automatischer Ladevorgang

4 x 5A 12V (liquid/gel)
5 étapes • 5 steps • 5 Schritte
Pulse/Boost/Egalisation/100%/Floating
Maintenance/Zusatzhülenskit



10 100 Ah

Multicharge Station DHC 54E

025097



KIT SOLAIRE DE MAINTIEN DE CHARGE

- Solar panel zur Ladeerhaltung - Kit solar de mantenimiento de carga - Солнечная панель для поддержания заряда в наборе с аксессуарами



PINCES - Clamps • Klemmen • Pinzas • Garras • Ακροδέκτες • Зажимы • 充电夹

40 A	60 A	200 A	300 A	600 A	650 A	850 A
053106	055537 055520	053502 053403	053700 053601	053779 053786	055551 055544	053816 053793

COSSES BATTERIE - Battery Terminal - Polklemmen - Terminales batería - Accupool - Terminais de bateria


- Πολος μπαταρίας - Контакты аккумуляторной - батареи - 电池端子

ø 10 mm / 35 mm ²	ø 13 mm / 50 mm ²	ø 16 mm / 70 mm ²	Quick Connector ø 10 mm / 50 mm ² I max = 1000A 054455
054400			
054431	054332	054417	054370
054448	054349	054424	054387

FUSIBLES - Fuses - Sicherungen - Fusibles - Zekeringen - Fusíveis - Ασφάλειες - Πлавкие предохранители - 保险丝

x10	10A 054530
	15A 054493
	20A 054509
	25A 054516
	30A 054523
	40A 054554
x10	100A 054486
x2	200A 054547
	250A 055568
	300A 054561
x2	40A 054646
	50A 054622
	80A 054653
	125A 054585
	150A 054639
x2	100A 054394

PROTECTION ANTI-ARC 12V - Anti-arc protection 12V - Lichtbogenschutz 12V - Protección anti-arco 12V - Piekspanningsbeveiliging 12V - Proteção anti-faixa 12V - Αντι-σπινθηρική προστασία 12V - Защита против дуги 12В - 12V 抗电弧保护



PÈSE ACIDE ANTIGEL - Acidimeter (PH Meter) - Säure/Frostschutzmittel-Tester - Acido densimetro anticongelante - Zuurweger - Medidor de PH (ácido) - Μετρητής οξύτητας (PH) - Ацидиметр (pH-метр) - 防冻酸度计



CHOOSE YOUR BOOSTER

CHOISISSEZ VOTRE BOOSTER

CHOOSE YOUR BOOSTER

START

	12 V							12 - 24 V			ENERGY STATION
	GYSPACK ONE	GYSPACK AUTO	GYSPACK AIR	GYSPACK PRO	GYSPACK 650	GYSPACK 750	GYSPACK 810	GYSPACK TRUCK	STARTPACK 12.24	STARTPACK PRO 12.24	
	025073	026230 025455	026322	026155	026254	026179	026278	025448	026285	026346	026148
	12V	12V	12V	12V	12V	12V	12V	12V	12V	12V	12V
	12V	12V	12V	12V	12V	12V	12V	24V	24V	24V	24V
1V/C	300 A	480 A	480 A	600 A	640 A	750 A	830 A	750 (12V) 650 (24V)	900 A (12V) 700 A (24V)	1300 A (12V) 1200 A (24V)	
CC	600 A	900 A	900 A	1100 A	1200 A	1450 A	1700 A	1450 A (12V) 1300 A (24V)	1700 A (12V) 1350 A (24V)	2400 A (12V) 2250 A (24V)	
PEAK	1000 A	1250 A	1250 A	1750 A	1800 A	2500 A	3100 A	3200 A (12V) 1600 A (24V)	3600 A (12V) 1800 A (24V)	6200 A (12V) 3100 A (24V)	
12V	12 Ah	18 Ah	18 Ah	22 Ah	16 Ah	26 Ah	30 Ah	2 x 22 Ah	2 x 16 Ah	2 x 30 Ah	
	—	—	•	•	•	•	•	•	•	•	•
	—	•	•	•	•	•	•	—	—	—	•
	outside 0,5 A	outside 0,5 A	outside 0,5 A	outside 0,5 A	inside 2,5 A	outside 2 A	inside 2,5 A	outside 2 A	inside 7 A	inside 7 A	inside 2 x 15 A
	Floating	Floating	Floating	Floating	Floating	Floating	Floating	Floating	Floating	Floating	Floating
		12V DC	12V DC	12V DC	12V DC	12V DC	12V DC	12V DC	—	—	—
	—	—	•	—	—	—	—	—	—	—	—
	—	—	•	•	—	•	—	•	—	—	—
	0,5 m ø16 mm ²	0,5 m ø16 mm ²	1,1 m ø25 mm ²	1,1 m ø25 mm ²	1,4 m ø25 mm ²	1,3 m ø25 mm ²	1,8 m ø35 mm ²	1,8 m ø25 mm ²	1,8 m ø35 mm ²	1,8 m ø35 mm ²	2,5 m ø50 mm ²
	22 x 24 x 15	33 x 14 x 35	34 x 20 x 43	34 x 20 x 43	33 x 20 x 33	33 x 16 x 38	33 x 20 x 33	35 x 19 x 44	17 x 33 x 48	57 x 34 x 94	70 x 62 x 92
	6 kg	7 kg	8,9 kg	7,9 kg	11 kg	13 kg	15 kg	18 kg	23 kg	31 / 40 kg	36 kg +



CAUTION ON STAND BY
Keep your GYSPACK connected to the mains supply.

ACHTUNG AUSSER BETRIEB
Lader dauernd angeschlossen lassen.

ATTENTION CUANDO ESTA APAGADO
Dejar el cargador conectado permanentemente.

OPGELET BIJTEN GEBRUIK
Laat de lader onafgebroken aangesloten.

★

MINI PRO

★★★★

PRO

★★★★★

UNIVERSAL PRO

CHARGING TECHNOLOGIES

TECHNOLOGIES DE CHARGE

BATTERIES DE DÉMARRAGE - Automotive batteries - Starterbatterien - Baterias de arranque - Automotive accu's - Baterias de Automóvil - Μπαταρίες οχημάτων - Пусковые батареи - 汽车启动电池

TRADITIONAL

W **Recommendation**
 LIQUID: Calcium (★), Silver AGM (★), START/STOP (★), GEL Sealed (★), OPTIMA maXXima (★)
 UNIVERSAL MAINTENANCE EASY USE HIGH TECH
 CT Professional p.12 ENERGY Consumer /Tourisme p.6

AUTOMATIC

W2 **Recommendation**
 LIQUID: Calcium (★), Silver AGM (★), START/STOP (★), GEL Sealed (★), OPTIMA maXXima (★)
 UNIVERSAL MAINTENANCE EASY USE HIGH TECH
 CA Professional p.12 STARTUP 80 Consumer /Tourisme p.18

WU **Recommendation**
 LIQUID: Calcium (★), Silver AGM (★), START/STOP (★), GEL Sealed (★), OPTIMA maXXima (★)
 UNIVERSAL MAINTENANCE EASY USE HIGH TECH
 TCB Consumer /Tourisme p.7

WUoU **Recommendation**
 LIQUID: Calcium (★), Silver AGM (★), START/STOP (★), GEL Sealed (★), OPTIMA maXXima (★)
 UNIVERSAL MAINTENANCE EASY USE HIGH TECH
 WATTMATIC Professional p.13 BOOSTER Professional p.26-28

AUTOMATIC FAST CHARGE

IWoU **Recommendation**
 LIQUID: Calcium (★), Silver AGM (★), START/STOP (★), GEL Sealed (★), OPTIMA maXXima (★)
 UNIVERSAL MAINTENANCE EASY USE HIGH TECH
 BATIUM Professional p.14-15 STARTIUM & DIAG STARTIUM Professional p.18-19

I-I-I **Recommendation**
 LIQUID: Calcium (★), Silver AGM (★), START/STOP (★), GEL Sealed (★), OPTIMA maXXima (★)
 UNIVERSAL MAINTENANCE HIGH TECH
 GYS TECH Consumer /Tourism p.8-9

IWoU FAST CHARGE **Recommendation**
 LIQUID: Calcium (★), Silver AGM (★), START/STOP (★), GEL Sealed (★), OPTIMA maXXima (★)
 UNIVERSAL MAINTENANCE EASY USE HIGH TECH
 BATIUM 25/24 Professional p.14

9 STEPS **Recommendation**
 LIQUID: Calcium (★), Silver AGM (★), START/STOP (★), GEL Sealed (★), OPTIMA maXXima (★)
 UNIVERSAL MAINTENANCE EASY USE HIGH TECH
 GYSFLASH 4A/7A Professional p.10-11 GYSFLASH 30 / 40 / 50 / 100 HF Professional p.16-17

BATTERIES DE TRACTION - Traction batteries - Traktionsbatterien - Baterias de tracción - Tractieaccu's - Baterias de Tracção - Μπαταρίες έλξεως - Тяговые батареи - 牵引用铅酸蓄电池

AUTOMATIC FAST CHARGE

IUlo **Recommendation**
 Traction batteries ★★★★★ High Technologie ★
 BATIUM 25/24 Professional p.14

9 STEPS **Recommendation**
 Traction batteries ★★★★★ High Technologie ★★★★★
 GYSFLASH 30 / 24 HF Professional p.17 GYSFLASH 50 / 24 HF Professional p.17

Conversion Chart / Table:

horse power to watts	watts to horse power
hp = W	W = hp
0,1 = 73,5	100 = 0,1360
0,2 = 147,1	200 = 0,2719
0,3 = 220,6	300 = 0,4079
0,4 = 294,2	400 = 0,5438
0,5 = 367,7	500 = 0,6798
1 = 735,5	1000 = 1,3596
2 = 1471,0	2000 = 2,7192
3 = 2206,5	3000 = 4,0789
4 = 2942,0	4000 = 5,4385

Battery Configurations:

- 6V 150Ah + 6V 150Ah = 12V 150Ah
- 6V 150Ah + 6V 150Ah + 6V 150Ah = 18V 150Ah
- 6V 150Ah + 6V 150Ah + 6V 150Ah + 6V 150Ah = 24V 150Ah
- 12V 80Ah + 12V 60Ah = 12V 140Ah
- 12V 120Ah + 12V 100Ah = 12V 220Ah
- 12V 360Ah (GYS Recommendation: GYSFLASH: 50.12HF)
- 12V 60Ah + 12V 70Ah = 12V 130Ah
- 12V 80Ah + 12V 50Ah = 12V 130Ah
- 12V 110Ah + 12V 90Ah = 12V 200Ah
- 12V 40Ah + 12V 80Ah = 12V 120Ah
- 290Ah (GYS Recommendation: CA 350 - BATIUM 25/24 - GYSFLASH 30.24 HF)
- 24V 290Ah



Linéaire de vente / GYS display
060388

🇫🇷 GYS France

BP 4159
53941 Saint-Berthevin
ZI, 134 bd des Loges
Laval
France
Fax : (+33) 2 43 68 35 21

www.gys.fr
E-mail : contact@gys.fr

🇩🇪 GYS Germany

Professor-Wieler-Straße 11
52070 Aachen
Deutschland
Tel : (+49) 241 / 189-23-710
Fax : (+49) 241 / 189-23-719
www.gys-schweissen.com
E-mail : aachen@gys.fr

🇬🇧 GYS UK

Unit 3
Great Central Way
Rugby - Warwickshire - CV21 3XH
United Kingdom
Tel : (+44) 1926 338 609
Fax : (+44) 1926 429 764
www.gys-welding.com
E-mail : uk@gys.fr

🇮🇹 GYS Italia

C.P. 158 - Mestre Centro
30171 Mestre-Venezia
Italia
Tel : (+39) 340 3677916
E-mail : italia@gys.fr

🇮🇳 GYS India

796/1A-A, Avinashi road
opp to Decathlon
Neelambur, Coimbatore
641062 Tamil Nadu
India
Tel : +91. 88708. 71111
E-mail : s.kumar@gys.fr

🇨🇳 GYS China

Lot N°15
6666 bd Songze
201706 Qingpu Shanghai
China
Tel : (+86) 6221 4461
Fax : (+86) 5226 0067
www.gys-china.com.cn
E-mail : contact@gys-china.com.cn


🇨🇳 Bao Zhi Long Electrical Equipment (JV GYS)

Room: 203C
Building: N°1
N°518 Shen Wang Road
Minhang District Shanghai
China
Tel1 : (+86) 52217650
Tel2 : (+86) 52217651
Tel3 : (+86) 52217652
Fax : (+86) 52217653
www.bzl-china.com
E-mail : mz@bzl-china.com

INTERNATIONAL EVENTS



Distributed by



Document non contractuel. GYS se réserve le droit de modifier sans préavis les spécifications de ses appareils - Document not contractual.
GYS reserves the right to modify the specifications of the machines without prior notice. Irrtümer und Änderungen vorbehalten.

www.gys.fr